



PowerApps Forms

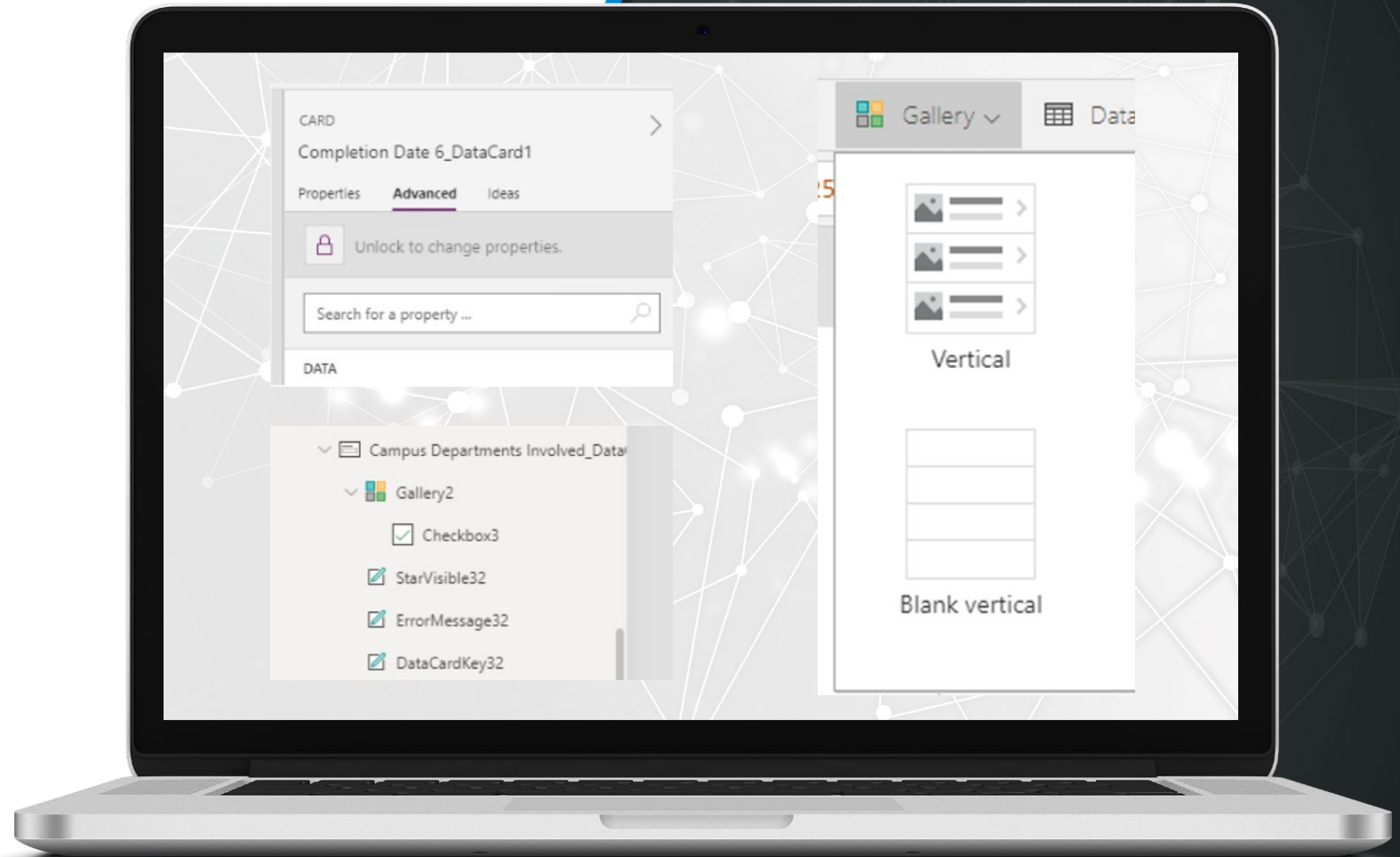
Where are my checkboxes?

Setting Up Checkboxes in PowerApps



Preparation of the DataCard

1. Unlock the DataCard that you are changing to checkboxes
2. Within the form, add a blank gallery

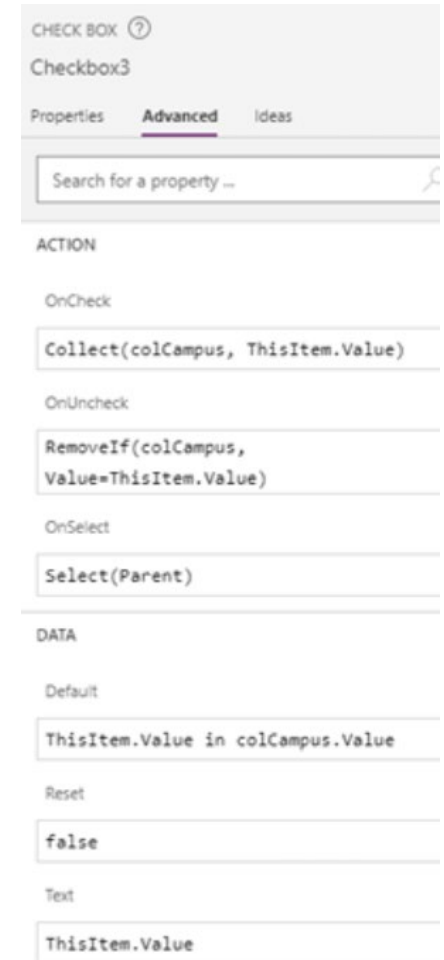


Setting up the gallery and configure the checkboxes

Gallery Settings

Checkbox Fields

- OnCheck
Collect(colCampus, ThisItem.Value)
- OnUncheck
RemoveIf(colCampus, Value=ThisItem.Value)
- Default
ThisItem.Value in colCampus.Value
- Text
ThisItem.Value



Gallery Settings

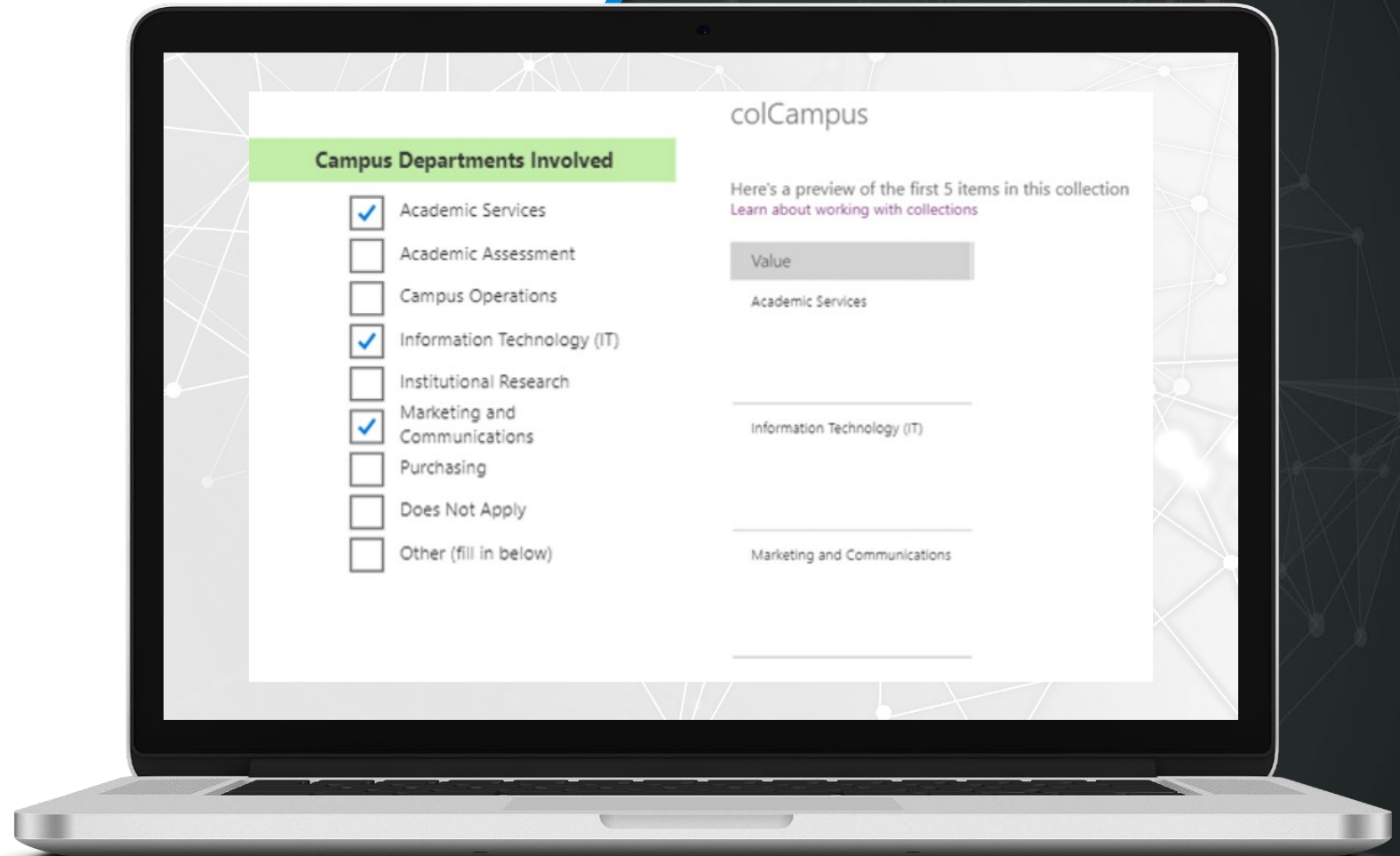
Items – select the items value of the multi-select drop-down and update the gallery items setting with that code.

Ex. Choices('Academic Dishonesty'. 'Notification Method')

Wrap count – number determined by the area on the DataCard and layout design desired

Verify

Click on the collection in PowerApps to verify the collection



DataCard Clean Up



Card : Meeting Days

Meeting Days

<input type="checkbox"/> Monday	<input type="checkbox"/> Tuesday	<input type="checkbox"/> Wednesday	<input type="checkbox"/> Thursday
<input type="checkbox"/> Friday	<input type="checkbox"/> Saturday	<input type="checkbox"/> Sunday	

- Meeting Days_DataCard1
 - Gallery1
 - StarVisible27
 - ErrorMessage27
 - DataCardKey27

Meeting Days

<input checked="" type="checkbox"/> Monday	<input type="checkbox"/> Tuesday	<input type="checkbox"/> Wednesday	<input type="checkbox"/> Thursday
<input type="checkbox"/> Friday	<input checked="" type="checkbox"/> Saturday	<input type="checkbox"/> Sunday	



Cleaning and Clearing the Gallery

SharePoint Integration

◆ OnNew

```
Refresh('Academic Dishonesty');  
ResetForm(FormNew);  
Clear(coMethod);  
NewForm(ForNew);
```

◆ OnEdit

```
Refresh('Academic Dishonesty');ResetForm(FormEdit);  
Collect(coMeathod,'AcademicDishonesty'/'Norification Method');  
ClearCollect(coMeathod,SharePointIntegration.Selected.'Norification Method')  
EditForm(FormEdit);
```

◆ OnView

```
Refresh('Academic Dishonesty');ResetForm(FormEdit);  
Collect(coMeathod,'AcademicDishonesty'/'Norification Method');  
ClearCollect(coMeathod,SharePointIntegration.Selected.'Norification Method')  
ViewForm(FormView);
```


PowerApp forms for ShapePoint lists with Checkboxes

Add Course Add Section - Non-Credit

Section Information

* Year * Term

* Section Number Section Capacity
Section number for the new course listed above. Only used for new courses. Only enter if different from default course capacity

* Contract Training * Voc Skills * Web Viewable

Campus Other

Building/Room Meeting Days

Monday Tuesday Wednesday Thursday
 Friday Saturday Sunday

Times

Instructor Instructor ID Number